



**For children and families**  
**Are you curious? Do you**  
**feel like being creative? Well**  
**then, this workshop is simply**  
**perfect for you!**

## MINIATURE MUSEUM


**Ages: 7+**

### **You will need:**

Empty box or chocolate box  
Thin cardboard or sturdy paper  
Scissors  
Pen  
Ruler  
Glue

Lots of little things

The museum is not responsible  
for any damage. Carry out the  
workshop at your own risk.



Hello and come on in! Bow and arrow, a mummy, a bearskin hat, shoes filled with hay, a mini dagger, and an axe. You can admire all this and more in the South Tyrol Museum of Archaeology. At first glance they may not seem to be anything unusual. However, when you know that all these things are more than 5,300 years old, were frozen in a glacier for just as long, and furthermore that they belonged to Ötzi then everything becomes much more exciting. Wouldn't you agree?



There are many different museums in the world. Many of us have already visited a natural history museum or a museum that tells the history of our nation or city. However, there are also a few unusual museums such as a watering can museum, the noodle soup museum, or the dog collar museum. **What would your dream museum look like?**



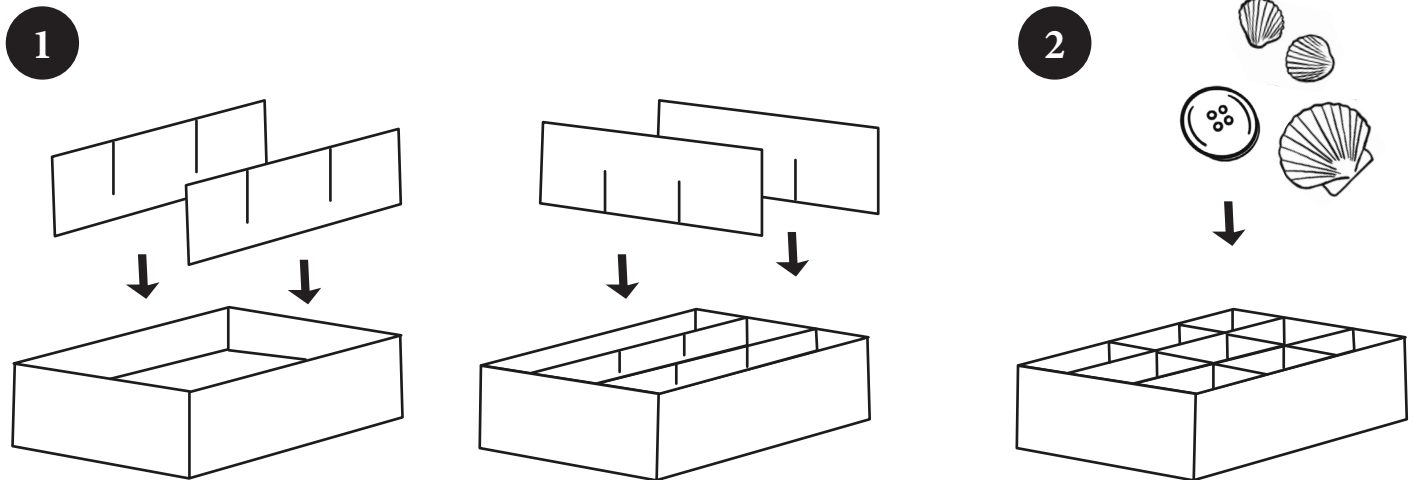
**Would you like to learn more?**  
You can find further information at [www.iceman.it](http://www.iceman.it).

# ArcheoChildren

## Workshop Instructions

Build your own tiny museum.

You can use a box that already has dividers, such as a chocolate box, or you can use any box you prefer and build your own dividers.



How many subjects do you need?  
To create room dividers, use scissors to cut thin cardboard or sturdy paper into pieces and place them in the box.

Then, of course, you will need many things to fill your miniature museum.

**Invite other people to visit your museum.**  
Tell them the history of these things, or a story in which these things appear. Oh yes, one more thing: every museum has a name.

## Museums

### A museum isn't just a place for things

There are also many people in a museum. Some come to see the collections on display, others are always there: the museum staff. They take care of the people who come to visit, tell them the history of things in the museum, or they come up with new exhibitions. Others take care of everything, for example, making sure that things don't break or get stolen.

They fix them, they research their history....

# ArcheoChildren

Here are a few ideas for your collection:

Long thin things

Things in your favorite color

Things that have a smooth surface

Things that make a sound

Things that are easy to bend



Round things

Things from the sea

Things brought back from a trip

Fluffy things

Your favorite things



**Tip:** If you'd like to share a photo of your museum you can tag it on Instagram or Twitter using [#oetzitheiceman](#). You can also send it to us by email at [press@iceman.it](mailto:press@iceman.it). We are looking forward to it!